

2018

ANNUAL FINANCIAL REPORT

For the Year Ending September 30, 2018

CITY OF LEXINGTON, TEXAS

650 Main St. | Lexington, TX 78947

www.lexingtontexas.com | 979.773.2221

(This page intentionally left blank.)

City of Lexington, Texas

TABLE OF CONTENTS

September 30, 2018

FINANCIAL SECTION

Independent Auditor's Report	1
Management's Discussion and Analysis	5

Basic Financial Statements

Government-Wide Financial Statements

Statement of Net Position	17
Statement of Activities	18

Fund Financial Statements

Governmental Funds:

Balance Sheet	20
Reconciliation of the Balance Sheet to the Statement of Net Position	21
Statement of Revenues, Expenditures, and Changes in Fund Balance- Governmental Funds	22
Reconciliation of the Statement of Revenues, Expenditures, and Changes in Fund Balances of Governmental Funds to the Statement of Activities	23

Proprietary Funds:

Statement of Net Position	24
Statement of Revenues, Expenses, and Changes in Net Position	25
Statement of Cash Flows	26

Notes to the Financial Statements	29
--	----

REQUIRED SUPPLEMENTARY INFORMATION

Schedule of Revenues, Expenditures, and Changes in Fund Balance- Budget and Actual - General Fund	57
Schedule of Changes in Net Pension Liability and Related Ratios	58
Schedule of Employer Contributions to Pension Plan	59

(This page intentionally left blank.)



INDEPENDENT AUDITOR'S REPORT

To the Honorable Mayor and
Members of the City Council
City of Lexington, Texas:

Report on the Financial Statements

We have audited the accompanying financial statements of the governmental activities, the business-type activities, the discretely presented component unit, and each major fund of the City of Lexington, Texas (the "City"), as of and for the year ended September 30, 2018, and the related notes to the financial statements, which collectively comprise the City's basic financial statements as listed in the table of contents.

Management's Responsibility for the Financial Statements

The City's management is responsible for the preparation and fair presentation of these financial statements in accordance with accounting principles generally accepted in the United States of America; this includes the design, implementation, and maintenance of internal control relevant to the preparation and fair presentation of financial statements that are free from material misstatement, whether due to fraud or error.

Auditor's Responsibility

Our responsibility is to express opinions on these financial statements based on our audit. We conducted our audit in accordance with auditing standards generally accepted in the United States of America. Those standards require that we plan and perform the audit to obtain reasonable assurance about whether the financial statements are free from material misstatement.

An audit involves performing procedures to obtain audit evidence about the amounts and disclosures in the financial statements. The procedures selected depend on the auditor's judgment, including the assessment of the risks of material misstatement of the financial statements, whether due to fraud or error. In making those risk assessments, the auditor considers internal control relevant to the entity's preparation and fair presentation of the financial statements in order to design audit procedures that are appropriate in the circumstances, but not for the purpose of expressing an opinion on the effectiveness of the entity's internal control. Accordingly, we express no such opinion.

An audit also includes evaluating the appropriateness of accounting policies used and the reasonableness of significant accounting estimates made by management, as well as evaluating the overall presentation of the financial statements.

We believe that the audit evidence we have obtained is sufficient and appropriate to provide a basis for our audit opinions.

Opinion

In our opinion, the financial statements referred to above present fairly, in all material respects, the respective financial position of the governmental activities, the business-type activities, the discretely presented component unit, and each major fund of the City as of September 30, 2018 and the respective changes in financial position and, where applicable, cash flows thereof for the period then ended in accordance with accounting principles generally accepted in the United States of America.

Emphasis of Matter

Correction of an Error

As discussed in Note V.E to the financial statements, beginning net position has been restated to reflect a correction of an error in the 2017 financial statements. Our opinion is not modified with respect to this matter.

Other Matters

Required Supplementary Information

Accounting principles generally accepted in the United States of America require that the management's discussion and analysis, schedule of changes in net pension liability and related ratios, schedule of employer contributions to pension plan, and budgetary comparison information be presented to supplement the basic financial statements. Such information, although not a part of the basic financial statements, is required by the Governmental Accounting Standards Board, who considers it to be an essential part of financial reporting for placing the basic financial statements in an appropriate operational, economic, or historical context. We have applied certain limited procedures to the required supplementary information in accordance with auditing standards generally accepted in the United States of America, which consisted of inquiries of management about the methods of preparing the information and comparing the information for consistency with management's responses to our inquiries, the basic financial statements, and other knowledge we obtained during our audit of the basic financial statements.

We do not express an opinion or provide any assurance on the information because the limited procedures do not provide us with sufficient evidence to express an opinion or provide any assurance.

Brooks Watson & Co.

Brooks Watson & Co., PLLC
Certified Public Accountants
Houston, Texas
September 10, 2019

(This page intentionally left blank.)

*MANAGEMENT'S DISCUSSION
AND ANALYSIS*

(This page intentionally left blank.)

City of Lexington, Texas

MANAGEMENT'S DISCUSSION AND ANALYSIS (MD&A)

September 30, 2018

The purpose of the Management's Discussion and Analysis (the "MD&A") is to give the readers an objective and easily readable analysis of the City of Lexington's financial activities for the year ending September 30, 2018. The analysis is based on currently known facts, decisions, or economic conditions. It presents short and long-term analysis of the City's activities, compares current-year results with those of the prior year, and discusses the positive and negative aspects of that comparison. GASB Statement No. 34 establishes the content of the minimum requirements for the MD&A. Please read the MD&A in conjunction with the City's financial statements, which follow this section.

The annual financial report is presented as compliant with the financial reporting model in effect pursuant to GASB Statement No. 34. This financial reporting model requires governments to present certain basic financial statements as well as an MD&A and certain other Required Supplementary Information (RSI). The basic financial statements include (1) government-wide financial statements, (2) individual fund financial statements, and (3) notes to the financial statements.

Financial Highlights

- The City's total combined net position was \$6,120,868 at September 30, 2018. Of this, \$1,328,006 (unrestricted net position) may be used to meet the City's ongoing obligations to its citizens and creditors.
- At the close of the current fiscal year, the City's governmental fund reported a fund deficit of \$38,456, a decrease of \$59,648.
- As of the end of the year, the unassigned fund balance of the general fund was a deficit of \$73,006.
- The City had an overall increase in net position of \$103,557, which is primarily due to utility revenues exceeding current year expenditures and transfers.
- The City closed the year with a net pension liability of \$96,164.

Government-Wide Statements

The government-wide statements report information for the City as a whole. These statements include transactions and balances relating to all assets, including infrastructure capital assets. These statements are designed to provide information about cost of services, operating results, and financial position of the City as an economic entity. The Statement of Net Position and the Statement of Activities, which appear first in the City's financial statements, report information on the City's activities that enable the reader to understand the financial condition of the City of Lexington. These statements are prepared using the *accrual basis of accounting*, which is similar to the accounting used by most private-sector companies. All of the current year's revenues and expenses are taken into account even if cash has not yet changed hands.

City of Lexington, Texas

MANAGEMENT'S DISCUSSION AND ANALYSIS, *Continued*

September 30, 2018

The Statement of Net Position presents information on all of the City of Lexington's assets and liabilities. The difference between the two is reported as *net position*. Over time, increases or decreases in net position may serve as a useful indicator of whether the financial position of the City of Lexington is improving or deteriorating. Other non-financial factors, such as the City's property tax base and the condition of the City's infrastructure, need to be considered in order to assess the overall health of the City.

The Statement of Activities presents information showing how the City's net position changed during the most recent year. All changes in the net position are reported as soon as the underlying event giving rise to the change occurs, regardless of the timing of related cash flows – the accrual method rather than modified accrual that is used in the fund level statements.

The Statement of Net Position and the Statement of Activities divide the City into two classes of activities:

1. Governmental Activities - Most of the City's basic services are reported here, including general government, garbage, public safety (police and fire); parks and recreation, and public works. Sales tax, property tax, franchise taxes, municipal court fines and permit fees finance most of these activities.
2. Business-Type Activities - Services involving a fee for those services. These services, the City's electricity and water distribution and wastewater collection/treatment services are reported here.

FUND FINANCIAL STATEMENTS

Funds may be considered as operating companies of the parent corporation, which is the City of Lexington. They are usually segregated for specific activities or objectives. The City of Lexington uses fund accounting to ensure and demonstrate compliance with finance-related legal reporting requirements. The two categories of City funds are governmental and proprietary.

Governmental Funds

Governmental funds are used to account for essentially the same functions reported as governmental activities in the government-wide financial statements. However, unlike the government-wide financial statements, governmental fund financial statements focus on *near-term inflows and outflows of spendable resources*, as well as *on balances of spendable resources* available at the end of the year. Such information may be useful in evaluating the City's near-term financing requirements.

Because the focus of governmental funds is narrower than that of the government-wide financial statements, it is useful to compare the information presented for *governmental funds* with similar information presented for *governmental activities* in the government-wide financial statements. By doing so, readers may better understand the long-term impact of the government's near-term financing

City of Lexington, Texas
MANAGEMENT'S DISCUSSION AND ANALYSIS, Continued
September 30, 2018

decisions. Both the governmental fund balance sheet and the governmental fund statement of revenues, expenditures, and changes in fund balances provide a reconciliation to facilitate this comparison between *governmental funds* and *governmental activities*.

The City of Lexington maintains one governmental fund. Information is presented separately in the governmental fund balance sheet and in the governmental fund statement of revenues, expenditures, and changes in fund balance. The general fund is considered to be a major fund.

The City of Lexington adopts an annual appropriated budget for its general and utility funds. A budgetary comparison schedule has been provided to demonstrate compliance with the general fund budget.

Proprietary Funds

The City maintains one type of proprietary fund. Enterprise funds are used to report the same functions presented as business-type activities in the government-wide financial statements. The City uses enterprise funds to account for its electricity and water distribution, wastewater collection/treatment, and water construction operations. The proprietary fund financial statements provide separate information for the electric and water distribution and wastewater collection/treatment funds. The basic proprietary fund financial statements can be found in the basic financial statements of this report.

Component Unit

The City maintains the accounting and financial statements for one component unit. The Lexington Economic Development Corporation is a discretely presented component unit displayed on the government-wide financial statements.

Notes to Financial Statements

The notes to the financial statements provide additional information that is essential to a full understanding of the data provided in the government-wide and fund financial statements. The notes are the last section of the basic financial statements.

Other Information

In addition to the basic financial statements, MD&A, and accompanying notes, this report also presents certain Required Supplementary Information (RSI). The RSI that GASB Statement No. 34 requires includes a budgetary comparison schedule for the general fund and schedule of funding progress for Texas Municipal Retirement System. RSI can be found after the basic financial statements.

City of Lexington, Texas
MANAGEMENT'S DISCUSSION AND ANALYSIS, Continued
September 30, 2018

GOVERNMENT-WIDE FINANCIAL ANALYSIS

As noted previously, net position may serve over time as a useful indicator of the City's financial position. For the City of Lexington, assets exceed liabilities by \$6,120,868 as of September 30, 2018, in the primary government.

The largest portion of the City's net position, \$4,758,312, reflects its investments in capital assets (e.g., land, city hall, police station, streets, and drainage systems, as well as the public works facilities), less any debt used to acquire those assets that are still outstanding. The City uses these capital assets to provide services to citizens; consequently, these assets are not available for future spending. Although the City's investment in its capital assets is reported net of related debt, it should be noted that the resources needed to repay this debt must be provided from other sources, since the assets themselves cannot be used to liquidate these liabilities.

Statement of Net Position:

The following table reflects the condensed Statement of Net Position:

	<u>Governmental Activities</u>		<u>Business-Type Activities</u>		<u>Total Primary Government</u>	
	<u>2018</u>	<u>2017</u>	<u>2018</u>	<u>2017</u>	<u>2018</u>	<u>2017</u>
Current and other assets	\$ 125,684	\$ 148,063	\$ 1,849,728	\$ 1,677,131	\$ 1,975,412	\$ 1,825,194
Capital assets, net	1,449,027	1,217,281	5,164,237	5,310,381	6,613,264	6,527,662
Total Assets	<u>1,574,711</u>	<u>1,365,344</u>	<u>7,013,965</u>	<u>6,987,512</u>	<u>8,588,676</u>	<u>8,352,856</u>
Deferred Outflows of Resources	<u>18,136</u>	<u>62,007</u>	<u>10,202</u>	<u>34,879</u>	<u>28,338</u>	<u>96,886</u>
Other liabilities	145,021	102,354	335,766	319,228	480,787	421,582
Long-term liabilities	357,124	149,469	1,609,215	1,848,140	1,966,339	1,997,609
Total Liabilities	<u>502,145</u>	<u>251,823</u>	<u>1,944,981</u>	<u>2,167,368</u>	<u>2,447,126</u>	<u>2,419,191</u>
Deferred Inflows of Resources	<u>31,373</u>	<u>8,474</u>	<u>17,647</u>	<u>4,766</u>	<u>49,020</u>	<u>13,240</u>
Net Position:						
Net investment in capital assets	1,164,075	1,204,148	3,594,237	3,540,381	4,758,312	4,744,529
Restricted	34,550	29,935	-	-	34,550	29,935
Unrestricted	(139,296)	(67,029)	1,467,302	1,309,876	1,328,006	1,242,847
Total Net Position	<u>\$ 1,059,329</u>	<u>\$ 1,167,054</u>	<u>\$ 5,061,539</u>	<u>\$ 4,850,257</u>	<u>\$ 6,120,868</u>	<u>\$ 6,017,311</u>

Governmental activities capital assets increased by \$231,746 from the prior year primarily as a result of purchases in new police department vehicles, radios, and citation software in the current year. Governmental activities long-term liabilities increased by \$207,655 from the prior year as a direct result

City of Lexington, Texas
MANAGEMENT'S DISCUSSION AND ANALYSIS, Continued
September 30, 2018

of the new financing the City entered into for the purchase of the aforementioned capital assets in the current year.

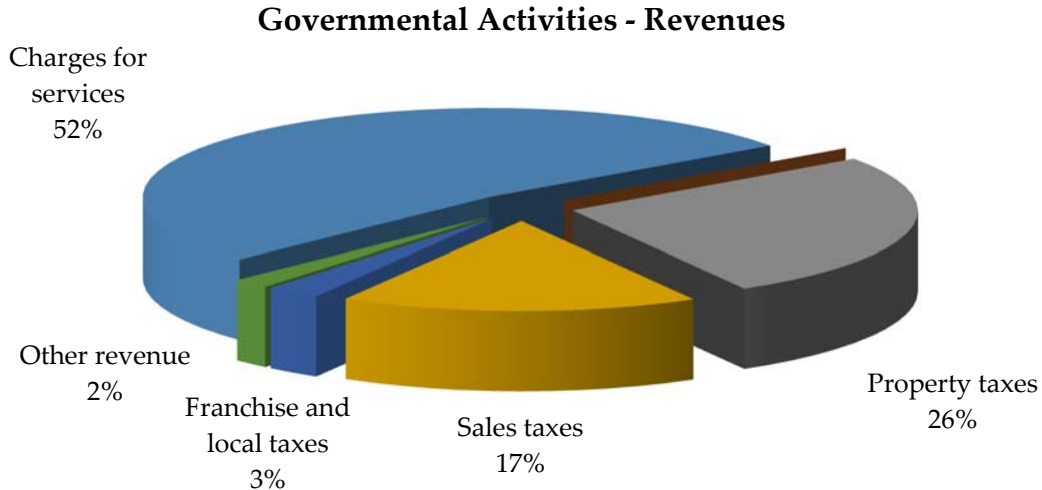
Statement of Activities:

The following table provides a summary of the City's changes in net position:

	Governmental Activities		Business-Type Activities		Total Primary Government	
	2018	2017	2018	2017	2018	2017
Revenues						
Program revenues:						
Charges for services	\$ 498,575	\$ 387,012	\$ 1,781,153	\$ 1,693,205	\$ 2,279,728	\$ 2,080,217
Capital grants and contributions	-	-	39,835	258,900	39,835	258,900
General revenues:						
Property taxes	252,615	232,427	-	-	252,615	232,427
Sales taxes	159,102	149,562	-	-	159,102	149,562
Franchise and local taxes	24,363	22,295	-	-	24,363	22,295
Investment income	-	-	8,645	7,767	8,645	7,767
Other revenue	9,360	9,709	-	3,908	9,360	13,617
Total Revenues	944,015	801,005	1,829,633	1,963,780	2,773,648	2,764,785
Expenses						
General government	175,427	196,924	-	-	175,427	196,924
Police department	397,337	370,823	-	-	397,337	370,823
Fire services	25,054	16,177	-	-	25,054	16,177
Sanitation services	235,224	228,122	-	-	235,224	228,122
Parks and recreation	21,162	37,391	-	-	21,162	37,391
Public works	231,119	96,709	-	-	231,119	96,709
Welfare	15,487	15,487	-	-	15,487	15,487
Interest and fiscal charges	4,571	41	-	-	4,571	41
Utilities	-	-	1,564,710	1,547,969	1,564,710	1,547,969
Total Expenses	1,105,381	961,674	1,564,710	1,547,969	2,670,091	2,509,643
Change in Net Position						
Before Transfers	(161,366)	(160,669)	264,923	415,811	103,557	255,142
Transfers	53,641	178,244	(53,641)	(178,244)	-	-
Total	53,641	178,244	(53,641)	(178,244)	-	-
Change in Net Position	(107,725)	17,575	211,282	237,567	103,557	255,142
Beginning Net Position	1,167,054	1,149,479	4,850,257	4,612,690	6,017,311	5,762,169
Ending Net Position	\$ 1,059,329	\$ 1,167,054	\$ 5,061,539	\$ 4,850,257	\$ 6,120,868	\$ 6,017,311

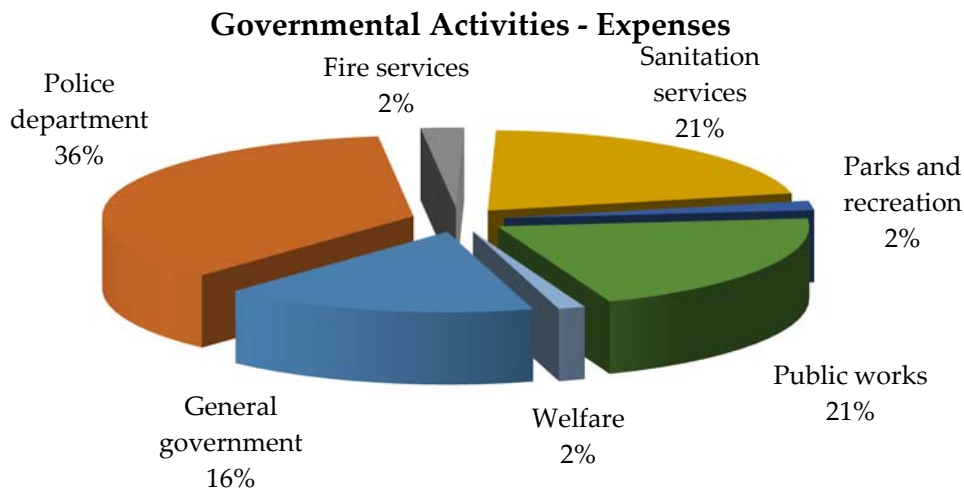
City of Lexington, Texas
MANAGEMENT'S DISCUSSION AND ANALYSIS, Continued
September 30, 2018

Graphic presentations of selected data from the summary tables are displayed below to assist in the analysis of the City's activities.



For the year ended September 30, 2018, revenues from governmental activities totaled \$944,015. Charges for services and property tax are the City's largest revenue sources at \$498,575 and \$252,615, respectively. Charges for services increased by \$111,563 or 29% primarily due to more citations being issued and collected and an increase in garbage collection rates. All other revenues remained relatively stable when compared to the previous year.

This graph shows the governmental function expenses of the City:



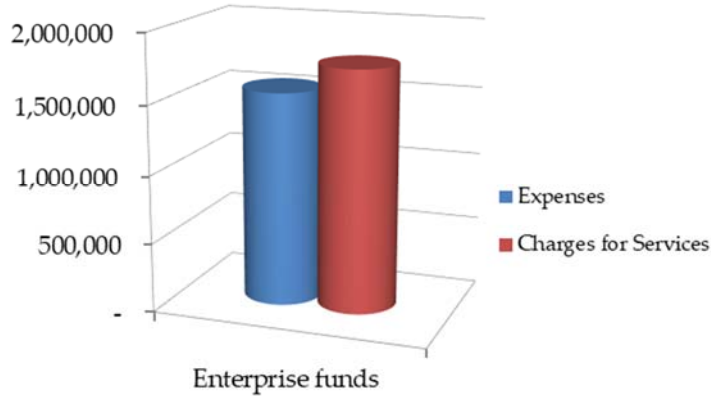
For the year ended September 30, 2018, expenses for governmental activities totaled \$1,105,381. This represents an increase of \$143,707 or 15% from the prior year. The City's largest functional expense is the police department of \$397,337, which primarily consists of salaries and benefits. Expenses for the police department increased by \$26,514 or 7%, primarily as a result of increased personnel and depreciation expenses. General government expenses decreased by \$21,497 or 12% primarily due to declining personnel expenses. Parks and recreation expenses decreased \$16,229 or 43% primarily due to reduced

City of Lexington, Texas
MANAGEMENT'S DISCUSSION AND ANALYSIS, Continued
September 30, 2018

salaries and repairs expenses. Public works expenses increased by \$134,410 due primarily to nonrecurring repairs and maintenance expenses in the current year. All other departmental expenditures remained relatively consistent with the previous year.

Business-type activities are shown comparing operating costs to revenues generated by related services.

Business-Type Activities - Revenues and Expenses



For the year ended September 30, 2018, charges for services by business-type activities totaled \$1,781,153, which is an increase of \$87,948 or 5% from the previous year. The increase is a result of increased customer consumption. In addition, total expenses increased slightly by \$16,741 or 1%. Transfers from the business-type fund to the governmental fund decreased by \$124,603 from \$178,244 to \$53,641 due to budget improvements made in the governmental fund.

FINANCIAL ANALYSIS OF THE CITY'S FUNDS

As noted earlier, fund accounting is used to demonstrate and ensure compliance with finance-related legal requirements.

Governmental Funds - The focus of the City's governmental funds is to provide information of near-term inflows, outflows and balances of spendable resources. Such information is useful in assessing the City's financing requirements. In particular, unreserved fund balance may serve as a useful measure of the City's net resources available for spending at the end of the year.

As of the end of the year the general fund reflected a total fund deficit of \$38,456. Unassigned fund balance totaled a negative \$73,006 as of year-end.

There was a decrease in the general fund balance of \$59,648 from the prior year, due to governmental expenditures exceeding revenues and other financing sources in the current year.

Proprietary Funds - The City's proprietary funds provide the same type of information found in the government-wide financial statements, but in more detail.

City of Lexington, Texas
MANAGEMENT'S DISCUSSION AND ANALYSIS, Continued
September 30, 2018

GENERAL FUND BUDGETARY HIGHLIGHTS

There was a total negative budget variance of \$59,648 in the general fund. Sanitation services and fines and forfeitures were the revenue categories most significantly above anticipated revenues. Total expenditures were above anticipated expenditures by \$230,952. Expenditures exceeded appropriations at the legal level of control for general government, police department, sanitation services, principal, and capital outlay.

CAPITAL ASSETS

As of the end of the year, the City's governmental activities funds had invested \$1,449,027 in a variety of capital assets and infrastructure, net of accumulated depreciation. Depreciation is included with the governmental capital assets as required by GASB Statement No. 34. The City's business-type activities funds had invested \$5,164,237 in a variety of capital assets and infrastructure, net of accumulated depreciation.

Major capital asset events during the current year include the following:

- Purchase of new police department vehicles, radios, and citation software totaling \$335,475.
- Investment in water well improvements totaling \$113,022.

More detailed information about the City's capital assets is presented in note IV. C to the financial statements.

LONG-TERM DEBT

At the end of the current year, the City had total bonds outstanding of \$1,570,000. During the year, the City had a reduction in the bonds outstanding of \$200,000. The City issued \$327,975 in new notes during the year. In addition, notes were reduced by \$56,157 and totaled \$284,951 at year end. More detailed information about the City's long-term liabilities is presented in note IV. D to the financial statements.

ECONOMIC FACTORS AND NEXT YEAR'S BUDGET

The Mayor and City Council are committed to maintaining and improving the overall wellbeing of the City of Lexington and improving services provided to their public citizens.

CONTACTING THE CITY'S FINANCIAL MANAGEMENT

This financial report is designed to provide a general overview of the City of Lexington's finances for all those with an interest in the City's finances. Questions concerning this report or requests for additional financial information should be directed to the City Secretary at P.O. Box 56, Lexington, TX 78947.

FINANCIAL STATEMENTS

(This page intentionally left blank.)

City of Lexington, Texas

STATEMENT OF NET POSITION

September 30, 2018

	Primary Government			Component Unit
	Governmental Activities	Business-Type Activities	Total	EDC
<u>Assets</u>				
Current assets:				
Cash and cash equivalents	\$ -	\$ 752,688	\$ 752,688	\$ 191,176
Investments	-	-	-	93,746
Receivables, net	94,406	322,093	416,499	12,957
Notes receivable due within one year	-	1,103	1,103	-
Restricted cash	31,278	759,599	790,877	-
Total Current Assets	125,684	1,835,483	1,961,167	297,879
Notes receivable due in more than one year	-	14,245	14,245	-
Capital assets:				
Non-depreciable	347,092	289,840	636,932	-
Net depreciable capital assets	1,101,935	4,874,397	5,976,332	-
Total Noncurrent Assets	1,449,027	5,178,482	6,627,509	-
Total Assets	1,574,711	7,013,965	8,588,676	297,879
<u>Deferred Outflows of Resources</u>				
Pension contributions	18,136	10,202	28,338	-
Total Deferred Outflows of Resources	18,136	10,202	28,338	-
<u>Liabilities</u>				
Current liabilities:				
Accounts payable and accrued liabilities	140,610	113,545	254,155	-
Customer deposits	-	217,982	217,982	-
Accrued interest payable	4,411	4,239	8,650	-
Current portion of long-term debt	69,102	209,136	278,238	-
	214,123	544,902	759,025	-
Noncurrent liabilities:				
Due in more than one year	226,477	1,365,460	1,591,937	-
Net pension liability	61,545	34,619	96,164	-
Total Liabilities	502,145	1,944,981	2,447,126	-
<u>Deferred Intflows of Resources</u>				
Pension investment earnings	29,059	16,346	45,405	-
Pension experience vs. assumption	2,314	1,301	3,615	-
Total Deferred Intflows of Resources	31,373	17,647	49,020	-
<u>Net Position</u>				
Net investment in capital assets	1,164,075	3,594,237	4,758,312	-
Restricted	34,550	-	34,550	297,879
Unrestricted	(139,296)	1,467,302	1,328,006	-
Total Net Position	\$ 1,059,329	\$ 5,061,539	\$ 6,120,868	\$ 297,879

See Notes to Financial Statements.

City of Lexington, Texas

STATEMENT OF ACTIVITIES

For the Year Ended September 30, 2018

Functions/Programs	Expenses	Program Revenues	
		Charges for Services	Capital Grants and Contributions
Primary Government			
Governmental Activities			
General government	\$ 175,427	\$ -	\$ -
Police department	397,337	224,995	-
Fire services	25,054	-	-
Sanitation services	235,224	273,580	-
Parks and recreation	21,162	-	-
Public works	231,119	-	-
Welfare	15,487	-	-
Interest and fiscal charges	4,571	-	-
Total Governmental Activities	1,105,381	498,575	-
Business-Type Activities			
Utilities	1,564,710	1,781,153	39,835
Total Primary Government	\$ 2,670,091	\$ 2,279,728	\$ 39,835
Component Unit			
Lexington Economic Development Corporation	115,643	-	-
Total Component Unit	\$ 115,643	\$ -	\$ -

General Revenues:

- Taxes
 - Property taxes
 - Sales taxes
 - Franchise and local taxes
- Investment income
- Gain on sale of capital assets
- Other revenues
- Transfers

Total

Change in Net Position

Beginning Net Position

Ending Net Position

See Notes to Financial Statements.

Net (Expense) Revenue and Changes in Net Position

Primary Government			Component
Governmental	Business-Type		Unit
Activities	Activities	Total	EDC
\$ (175,427)	\$ -	\$ (175,427)	\$ -
(172,342)	-	(172,342)	-
(25,054)	-	(25,054)	-
38,356	-	38,356	-
(21,162)	-	(21,162)	-
(231,119)	-	(231,119)	-
(15,487)	-	(15,487)	-
(4,571)	-	(4,571)	-
<u>(606,806)</u>	<u>-</u>	<u>(606,806)</u>	<u>-</u>
-	256,278	256,278	-
<u>(606,806)</u>	<u>256,278</u>	<u>(350,528)</u>	<u>-</u>
-	-	-	(115,643)
<u>-</u>	<u>-</u>	<u>-</u>	<u>(115,643)</u>
252,615	-	252,615	-
159,102	-	159,102	80,109
24,363	-	24,363	-
-	8,645	8,645	2,689
5,975	-	5,975	-
3,385	-	3,385	-
53,641	(53,641)	-	-
<u>499,081</u>	<u>(44,996)</u>	<u>454,085</u>	<u>82,798</u>
(107,725)	211,282	103,557	(32,845)
1,167,054	4,850,257	6,017,311	330,724
<u>\$ 1,059,329</u>	<u>\$ 5,061,539</u>	<u>\$ 6,120,868</u>	<u>\$ 297,879</u>

City of Lexington, Texas

BALANCE SHEET GOVERNMENTAL FUNDS September 30, 2018

	<u>General Fund</u>
<u>Assets</u>	
Receivables, net	\$ 94,406
Restricted cash	31,278
Total Assets	<u>\$ 125,684</u>
<u>Liabilities</u>	
Accounts payable and accrued liabilities	\$ 140,610
Total Liabilities	<u>140,610</u>
<u>Deferred Inflows of Resources</u>	
Unavailable revenue - property taxes	23,530
Total Deferred Inflows of Resources	<u>23,530</u>
<u>Fund Balances</u>	
Restricted for:	
Municipal court security and technology	34,550
Unassigned	(73,006)
Total Fund Balance	<u>(38,456)</u>
Total Liabilities, Deferred Inflows, and Fund Balance	<u>\$ 125,684</u>

See Notes to Financial Statements.

City of Lexington, Texas

RECONCILIATION OF THE BALANCE SHEET TO THE STATEMENT OF NET POSITION GOVERNMENTAL FUNDS

September 30, 2018

Fund Balances - Total Governmental Funds	\$ (38,456)
Adjustments for the Statement of Net Position:	
Capital assets used in governmental activities are not current financial resources and, therefore, not reported in the governmental funds.	
Capital assets - non-depreciable	347,092
Capital assets - net depreciable	1,101,935
Other long-term assets are not available to pay for current-period expenditures and, therefore, are reported as unavailable revenue in the funds	
	23,530
Deferred outflows of resources, represent a consumption of net position that applies to a future period(s) and is not recognized as an outflow of resources (expenditure) until then.	
Pension contributions	18,136
Deferred inflows of resources, represents an acquisition of net position that applies to a future period(s) and so will not be recognized as an inflow of resources (revenues) until then.	
Pension experience vs. assumptions	(2,314)
Pension investment earnings	(29,059)
Some liabilities, including bonds payable, are not reported as liabilities in the governmental funds.	
Accrued interest	(4,411)
Non-current liabilities due in one year	(69,102)
Non-current liabilities due in more than one year	(226,477)
Net pension liability	(61,545)
Net Position of Governmental Activities	<u>\$ 1,059,329</u>

See Notes to Financial Statements.

City of Lexington, Texas

STATEMENT OF REVENUES, EXPENDITURES, AND CHANGES IN FUND BALANCES GOVERNMENTAL FUNDS

For the Year Ended September 30, 2018

	General Fund
<u>Revenues</u>	
Property tax	\$ 253,670
Sales tax	159,102
Franchise and local taxes	24,363
Sanitation services	273,580
Fines and forfeitures	224,995
Other revenue	3,385
Total Revenues	939,095
<u>Expenditures</u>	
Current:	
General government	152,752
Police department	336,372
Fire services	23,417
Sanitation services	235,224
Parks and recreation	12,765
Public works	58,235
Welfare	15,000
Debt service:	
Principal	56,157
Interest	228
Capital outlay	503,570
Total Expenditures	1,393,720
Excess (Deficiency) of Revenues Over (Under) Expenditures	(454,625)
<u>Other Financing Sources (Uses)</u>	
Proceeds from notes payable	327,975
Sale of capital assets	13,361
Transfers in	53,641
Total Other Financing Sources (Uses)	394,977
Net Change in Fund Balance	(59,648)
Beginning Fund Balance	21,192
Ending Fund Balance	\$ (38,456)

See Notes to Financial Statements.

City of Lexington, Texas

RECONCILIATION OF THE STATEMENT OF REVENUES, EXPENDITURES, AND CHANGES IN FUND BALANCES OF GOVERNMENTAL FUNDS TO THE STATEMENT OF ACTIVITIES

For the Year Ended September 30, 2018

Amounts reported for governmental activities in the statement of activities are different because:

Net changes in fund balances - total governmental funds	\$	(59,648)
<p>Governmental funds report capital outlays as expenditures. However, in the statement of activities the cost of those assets is allocated over their estimated useful lives and reported as depreciation expense.</p>		
Capital outlay		350,458
Depreciation expense		(111,326)
Adjustment for sale of capital assets		(7,386)
<p>Revenues in the statement of activities that do not provide current financial resources are not reported as revenues in the funds.</p>		
		(1,055)
<p>Some expenses reported in the statement of activities do not require the use of current financial resources and, therefore, are not reported as expenditures in governmental funds.</p>		
Compensated absences		(5,038)
Accrued interest		(4,343)
Pension expense		2,431
<p>The issuance of long-term debt (e.g., bonds, notes, leases, certificates of obligation) provides current financial resources to governmental funds, while the repayment of the principal of long-term debt consumes the current financial resources of governmental funds. Neither transaction, however, has any effect on net position. Also, governmental funds report the effect of premiums, discounts, and similar items when they are first issued; whereas, these amounts are deferred and amortized in the statement of activities. This amount is the net effect of these differences in the treatment of long-term</p>		
Debt issued		(327,975)
Principal payments		56,157
Change in Net Position of Governmental Activities	\$	<u>(107,725)</u>

See Notes to Financial Statements.

City of Lexington, Texas

STATEMENT OF NET POSITION

PROPRIETARY FUNDS

September 30, 2018

	<u>Utility Fund</u>
<u>Assets</u>	
<u>Current Assets</u>	
Cash and cash equivalents	\$ 752,688
Receivables, net	322,093
Notes receivable due within one year	1,103
Restricted cash	759,599
Total Current Assets	<u>1,835,483</u>
<u>Noncurrent Assets</u>	
Notes receivable due in more than one year	14,245
Capital assets:	
Non-depreciable	289,840
Net depreciable capital assets	4,874,397
Total Noncurrent Assets	<u>5,178,482</u>
Total Assets	<u>7,013,965</u>
<u>Deferred Outflows of Resources</u>	
Pension contributions	10,202
Total Deferred Outflows of Resources	<u>10,202</u>
<u>Liabilities</u>	
<u>Current Liabilities</u>	
Accounts payable and accrued expenses	113,545
Customer deposits	217,982
Accrued interest	4,239
Long-term debt due within one year	209,136
Total Current Liabilities	<u>544,902</u>
<u>Noncurrent Liabilities</u>	
Long-term debt due in more than one year	1,365,460
Net pension liability	34,619
Total Liabilities	<u>1,944,981</u>
<u>Deferred Inflows of Resources</u>	
Pension investment earnings	16,346
Pension experience vs. assumption	1,301
Total Deferred Intflows of Resources	<u>17,647</u>
<u>Net Position</u>	
Net investment in capital assets	3,594,237
Unrestricted	1,467,302
Total Net Position	<u>\$ 5,061,539</u>

See Notes to Financial Statements.

City of Lexington, Texas

STATEMENT OF REVENUES, EXPENSES, AND CHANGES IN FUND NET POSITION PROPRIETARY FUNDS

For the Year Ended September 30, 2018

	<u>Utility Fund</u>
<u>Operating Revenues</u>	
Charges for water services	\$ 373,267
Charges for sewer services	156,126
Charges for electrical services	1,226,953
Licenses and permits	7,124
Other revenue	17,683
Total Operating Revenues	<u>1,781,153</u>
 <u>Operating Expenses</u>	
Salaries and wages	171,872
Employee benefits	46,265
Purchase professional and technical services	822,280
Purchased property services	92,848
Other operating expenses	58,388
Supplies	62,737
Depreciation	259,166
Total Operating Expenses	<u>1,513,556</u>
Operating Income (Loss)	<u>267,597</u>
 <u>Nonoperating Revenues (Expenses)</u>	
Intergovernmental	39,835
Investment income	8,645
Interest expense	(51,154)
Total Nonoperating Revenues (Expense)	<u>(2,674)</u>
Income Before Transfers	264,923
 <u>Other Financing Sources</u>	
Transfers (out)	(53,641)
Change in Net Position	211,282
Beginning net position	4,850,257
Ending Net Position	<u><u>\$ 5,061,539</u></u>

See Notes to Financial Statements.

City of Lexington, Texas

STATEMENT OF CASH FLOWS PROPRIETARY FUNDS (Page 1 of 2) For the Year Ended September 30, 2018

	<u>Utility Fund</u>
<u>Cash Flows from Operating Activities</u>	
Receipts from customers	\$ 1,788,989
Payments to employees	(219,504)
Payments to suppliers and contractors	(988,989)
Net Cash Provided by Operating Activities	<u>580,496</u>
<u>Cash Flows from Non-Capital Financing Activities</u>	
Transfers to other funds	(53,641)
Net Cash Provided (Used) by Non-Capital Financing Activities	<u>(53,641)</u>
<u>Cash Flows from Capital and Related Financing Activities</u>	
Capital purchases	(113,022)
Principal paid on debt	(200,000)
Interest paid on debt	(51,154)
Net Cash Provided (Used) by Capital and Related Financing Activities	<u>(364,176)</u>
<u>Cash Flows from Investing Activities</u>	
Interest on investments	8,645
Net Cash Provided by Investing Activities	<u>8,645</u>
Net Increase (Decrease) in Cash and Cash Equivalents	171,324
Beginning cash and cash equivalents	<u>1,340,963</u>
Ending Cash and Cash Equivalents	<u>\$ 1,512,287</u>

City of Lexington, Texas

STATEMENT OF CASH FLOWS PROPRIETARY FUNDS (Page 2 of 2) For the Year Ended September 30, 2018

	<u>Utility Fund</u>
<u>Reconciliation of Operating Income (Loss)</u>	
<u>to Net Cash Provided (Used) by Operating Activities</u>	
Operating Income (Loss)	\$ 307,432
Adjustments to reconcile operating income (loss) to net cash provided by operating activities:	
Depreciation	259,166
Changes in Operating Assets and Liabilities:	
(Increase) Decrease in:	
Accounts receivable	(2,473)
Notes receivable	1,200
Deferred outflows of resources:	
Pension contributions	(364)
Increase (Decrease) in:	
Accounts payable	18,102
Accrued expenses	(10,673)
Customer deposits	9,109
Deferred inflows of resources:	
Actual experience vs. assumption	(3,465)
Investment experience	41,387
Net pension liability	(38,925)
Net Cash Provided (Used) by Operating Activities	\$ 580,496

See Notes to Financial Statements.

(This page intentionally left blank.)

City of Lexington, Texas
NOTES TO THE FINANCIAL STATEMENTS
September 30, 2018

I. SUMMARY OF SIGNIFICANT ACCOUNTING POLICIES

A. Description of government-wide financial statements

The government-wide financial statements (i.e., the statement of net position and the statement of activities) report information on all of the nonfiduciary activities of the primary government and its component units. All fiduciary activities are reported only in the fund financial statements. *Governmental activities*, which normally are supported by taxes, intergovernmental revenues, and other nonexchange transactions, are reported separately from *business-type activities*, which rely to a significant extent on fees and charges to external customers for support. Likewise, the *primary government* is reported separately from certain legally separate *component units* for which the primary government is financially accountable.

B. Reporting Entity

The City of Lexington, Texas (the "City") was incorporated in May of 1917 and operates under a Mayor form of government. The City provides: police; code enforcement; public works; street repair and maintenance; health and social services; parks; general administrative services; electricity; water; wastewater; and sanitation.

The City is an independent political subdivision of the State of Texas governed by an elected council and a mayor and is considered a primary government. As required by generally accepted accounting principles, these basic financial statements have been prepared based on considerations regarding the potential for inclusion of other entities, organizations, or functions as part of the City's financial reporting entity. The Lexington Economic Development Corporation, although legally separate, is considered part of the reporting entity. No other entities have been included in the City's reporting entity. Additionally, as the City is considered a primary government for financial reporting purposes, its activities are not considered a part of any other governmental or other type of reporting entity.

Considerations regarding the potential for inclusion of other entities, organizations or functions in the City's financial reporting entity are based on criteria prescribed by generally accepted accounting principles. These same criteria are evaluated in considering whether the City is a part of any other governmental or other type of reporting entity. The overriding elements associated with prescribed criteria considered in determining that the City's financial reporting entity status is that of a primary government are that it has a separately elected governing body; it is legally separate; and is fiscally independent of other state and local governments. Additionally prescribed criteria under generally accepted accounting principles include considerations pertaining to organizations for which the primary government is financially accountable, and considerations pertaining to organizations for which the nature and significance of their relationship with the primary government are such that exclusion would cause the reporting entity's financial statements to be misleading or incomplete.

City of Lexington, Texas
NOTES TO THE FINANCIAL STATEMENTS, Continued
September 30, 2018

Discretely Presented Component Unit

Lexington Economic Development Corporation

The Lexington Economic Development Corporation ("LEDC") is governed by a board appointed by the City Council of the City of Lexington and any of whom can be removed from office by the City Council at its will. The LEDC was incorporated in the state of Texas as a non-profit industrial development corporation under Section 4A of the Development Corporation Act of 1979, for the purpose of the promotion and development of new and expanded business enterprises and to provide and encourage employment in the furtherance of the public welfare. The LEDC is discretely presented as it does not provide services entirely, or almost entirely to the city.

C. Basis of presentation – government-wide financial statements

While separate government-wide and fund financial statements are presented, they are interrelated. The governmental activities column incorporates data from governmental funds. As a general rule, the effect of interfund activity has been eliminated from the government-wide financial statements.

D. Basis of presentation – fund financial statements

The fund financial statements provide information about the government's funds, including its fiduciary funds. Separate statements for each fund category—governmental, and fiduciary—are presented. The emphasis of fund financial statements is on major governmental, each displayed in a separate column. All remaining governmental are aggregated and reported as nonmajor funds. Major individual governmental are reported as separate columns in the fund financial statements.

The government reports the following as a major governmental fund:

The *general fund* is the government's primary operating fund. It accounts for all financial resources of the general government. The principal sources of revenues include local property taxes, sales and franchise taxes, licenses and permits, fines and forfeitures, and charges for services. Expenditures include general government, public safety, sanitation, parks and recreation and public works.

The government reports the following major enterprise fund:

The *municipal utility enterprise fund* accounts for the operation of the City's electricity, water and sewer system for which various fees are charged to residential and commercial customers for goods and services. The activity is financed with debt secured by a pledge of the net revenues and has the requirement that the cost of providing services, including capital costs, be recovered by user fees and charges.

City of Lexington, Texas

NOTES TO THE FINANCIAL STATEMENTS, *Continued*

September 30, 2018

During the course of operations the government has activity between funds for various purposes. Any residual balances outstanding at year end are reported as due from/to other funds and advances to/from other funds. While these balances are reported in fund financial statements, certain eliminations are made in the preparation of the government-wide financial statements. Balances between the funds included in governmental activities are eliminated so that only the net amount is included as internal balances in the governmental activities column.

Further, certain activity occurs during the year involving transfers of resources between funds. In fund financial statements these amounts are reported at gross amounts as transfers in/out. While reported in fund financial statements, certain eliminations are made in the preparation of the government-wide financial statements. Transfers between the funds included in governmental activities are eliminated so that only the net amount is included as transfers in the governmental activities column.

E. Measurement focus and basis of accounting

The accounting and financial reporting treatment is determined by the applicable measurement focus and basis of accounting. Measurement focus indicates the type of resources being measured such as *current financial resources* or *economic resources*. The basis of accounting indicates the timing of transactions or events for recognition in the financial statements.

The government-wide financial statements are reported using the *economic resources measurement focus* and the *accrual basis of accounting*. Revenues are recorded when earned and expenses are recorded when a liability is incurred, regardless of the timing of related cash flows. Property taxes are recognized as revenues in the year for which they are levied. Grants and similar items are recognized as revenue as soon as all eligibility requirements imposed by the provider have been met.

The governmental fund financial statements are reported using the *current financial resources measurement focus* and the *modified accrual basis of accounting*. Revenues are recognized as soon as they are both measurable and available. Revenues are considered to be available when they are collectible within the current period or soon enough thereafter to pay liabilities of the current period. For this purpose, the government considers revenues to be available if they are collected within 60 days of the end of the current fiscal period. Expenditures generally are recorded when a liability is incurred, as under accrual accounting. However, debt service expenditures, as well as expenditures related to compensated absences, and claims and judgments, are recorded only when payment is due. General capital asset acquisitions are reported as expenditures in governmental funds. Issuance of long-term debt and acquisitions under capital leases are reported as other financing sources.

Property taxes, sales taxes, franchise taxes, licenses, and interest associated with the current fiscal period are all considered to be susceptible to accrual and so have been recognized as revenues of the current fiscal period. Entitlements are recorded as revenues when all eligibility requirements

City of Lexington, Texas

NOTES TO THE FINANCIAL STATEMENTS, *Continued*

September 30, 2018

are met, including any time requirements, and the amount is received during the period or within the availability period for this revenue source (within 60 days of year end). Expenditure-driven grants are recognized as revenue when the qualifying expenditures have been incurred and all other eligibility requirements have been met, and the amount is received during the period or within the availability period for this revenue source (within 60 days of year end). All other revenue items are considered to be measurable and available only when cash is received by the government.

The proprietary fund is reported using the *economic resources measurement focus* and the *accrual basis of accounting*.

F. Budgetary information

1. *Budgetary basis of accounting*

Annual budgets are adopted on a basis consistent with generally accepted accounting principles for the general fund.

The appropriated budget is prepared by fund, function, and department. Transfers of appropriations between departments require the approval of the city council. The legal level of budgetary control (i.e., the level at which expenditures may not legally exceed appropriations) is the department level.

Appropriations in all budgeted funds lapse at the end of the fiscal year. While all appropriations lapse at year end, surpluses may be re-appropriated and become part of the subsequent year's budget pursuant to state regulations.

G. Assets, liabilities, deferred inflows/outflows, and net position/fund balance

1. *Cash and cash equivalents*

The City's cash and cash equivalents are considered to be cash on hand, demand deposits, and short-term investments with original maturities of three months or less from the date of acquisition.

2. *Investments*

Investments for the government are reported at fair value (generally based on quoted market prices.) Investment positions in external investment pools that are operated in a manner consistent with the SEC's Rule 2a7 of the Investment Company Act of 1940, such as TexStar, are reported using the pools' share price.

City of Lexington, Texas
NOTES TO THE FINANCIAL STATEMENTS, Continued
September 30, 2018

The Local Government Code of Texas authorizes the City to invest in:

- (1) obligations of the United States or its agencies and instrumentalities;
- (2) direct obligations of the State of Texas or its agencies and instrumentalities;
- (3) collateral mortgage obligations although significantly limited;
- (4) other obligations, the principal and interest on which are unconditionally guaranteed or insured or backed by the full faith and credit of the State of Texas or the United States or their respective agencies and instrumentalities;
- (5) obligations of state, agencies, counties, cities, and other political subdivisions of any state rated as to investment quality by a nationally recognized investment rating firm of not less than A or its equivalent;
- (6) certificates of deposit issued by state and national banks or savings and loan domiciled in Texas which are:
 - (a) guaranteed or insured by the Federal Deposit Insurance Corporation, or its successor;
or
 - (b) secured by obligations of paragraphs (1) to (5) above and that have a market value of not less than the principal amount of the certificates but excluding certain mortgage-backed securities;
 - (c) fully collateralized repurchase agreements, bankers' acceptances, commercial paper, mutual funds, guaranteed investment contracts, and investment pools all of which are required to meet certain restrictive criteria.

3. *Inventory*

The costs of governmental fund type inventories are recorded as expenditures when the related liability is incurred, (i.e., the purchase method). The inventories are valued at the lower of cost or market using the first-in/first-out method. Certain payments to vendors reflect costs applicable to future accounting periods (prepaid expenditures) are recognized as expenditures when utilized.

4. *Capital Assets*

Capital assets, which include property, plant, equipment, and infrastructure assets (e.g. roads, bridges, sidewalks, and similar items), are reported in the applicable governmental column in the government-wide financial statements. Capital assets, except for infrastructure assets, are

City of Lexington, Texas

NOTES TO THE FINANCIAL STATEMENTS, *Continued*

September 30, 2018

defined by the government as assets with an initial, individual cost of more than \$3,000 and an estimated useful life in excess of two years.

In the case of the initial capitalization of general infrastructure assets (i.e., those reported by governmental activities), the government chose to include all such items regardless of their acquisition date or amount. The government was able to estimate the historical cost for the initial reporting of these assets through back trending (i.e., estimating the current replacement cost of the infrastructure to be capitalized and using an appropriate price-level index to deflate the cost to the acquisition year or estimated acquisition year). As the government constructs or acquires additional capital assets each period, including infrastructure assets, they are capitalized and reported at historical cost. The reported value excludes normal maintenance and repairs which are essentially amounts spent in relation to capital assets that do not increase the capacity or efficiency of the item or increase its estimated useful life. Donated capital assets are recorded at their estimated fair value at the date of donation.

Land and construction in progress are not depreciated. The other property, plant, equipment, and infrastructure of the primary government are depreciated using the straight-line method over the following estimated useful lives.

<u>Asset Description</u>	<u>Estimated Useful Lives</u>
Infrastructure	40-50
Buildings & improvements	20-40
Machinery & equipment	5-10

5. *Deferred outflows/inflows of resources*

In addition to assets, the statement of net position will sometimes report a separate section for deferred outflows of resources. This separate financial statement element, deferred outflows of resources, represents a consumption of net position that applies to a future period(s) and so will not be recognized as an outflow of resources (expense/ expenditure) until then. An example is a deferred charge on refunding reported in the government-wide statement of net position. A deferred charge on refunding results from the difference in the carrying value of refunded debt and its reacquisition price. This amount is deferred and amortized over the shorter of the life of the refunded or refunding debt.

In addition to liabilities, the statement of net position will sometimes report a separate section for deferred inflows of resources. This separate financial statement element, deferred inflows of resources, represents an acquisition of net position that applies to a future period(s) and so will not be recognized as an inflow of resources (revenue) until that time. The government has only one type of item, which arises only under a modified accrual basis of accounting that qualifies for reporting in this category. Accordingly, the item, unavailable revenue, is reported only in the governmental funds balance sheet. The governmental funds report unavailable

City of Lexington, Texas
NOTES TO THE FINANCIAL STATEMENTS, Continued
September 30, 2018

revenues from one source: property taxes. This amount is deferred and recognized as an inflow of resources in the period that the amounts become available.

6. *Net position flow assumption*

Sometimes the government will fund outlays for a particular purpose from both restricted (e.g., restricted bond or grant proceeds) and unrestricted resources. In order to calculate the amounts to report as restricted – net position and unrestricted – net position in the government-wide statements, a flow assumption must be made about the order in which the resources are considered to be applied.

It is the government's policy to consider restricted – net position to have been depleted before unrestricted – net position is applied.

7. *Fund balance flow assumptions*

Sometimes the government will fund outlays for a particular purpose from both restricted and unrestricted resources (the total of committed, assigned, and unassigned fund balance). In order to calculate the amounts to report as restricted, committed, assigned, and unassigned fund balance in the governmental fund financial statements a flow assumption must be made about the order in which the resources are considered to be applied. It is the government's policy to consider restricted fund balance to have been depleted before using any of the components of unrestricted fund balance. Further, when the components of unrestricted fund balance can be used for the same purpose, committed fund balance is depleted first, followed by assigned fund balance. Unassigned fund balance is applied last.

8. *Fund balance policies*

Fund balance of governmental funds is reported in various categories based on the nature of any limitations requiring the use of resources for specific purposes. The government itself can establish limitations on the use of resources through either a commitment (committed fund balance) or an assignment (assigned fund balance).

The committed fund balance classification includes amounts that can be used only for the specific purposes determined by a formal action of the government's highest level of decision-making authority. The city council is the highest level of decision-making authority for the government that can, by adoption of an ordinance prior to the end of the fiscal year, commit fund balance. Once adopted, the limitation imposed by the ordinance remains in place until a similar action is taken (the adoption of another ordinance) to remove or revise the limitation.

Amounts in the assigned fund balance classification are intended to be used by the government for specific purposes but do not meet the criteria to be classified as committed. Unlike commitments, assignments generally only exist temporarily. In other words, an

City of Lexington, Texas

NOTES TO THE FINANCIAL STATEMENTS, *Continued*

September 30, 2018

additional action does not normally have to be taken for the removal of an assignment. Conversely, as discussed above, an additional action is essential to either remove or revise a commitment.

The nonspendable fund balance classification includes amounts that cannot be spent because they are either (a) not in a spendable form or (b) legally or contractually required to be maintained intact.

The “not in spendable form” criterion includes resources that cannot ever be spent because of their form (e.g., inventories and prepaid insurance) or cannot currently be spent because of their form.

The city did not have any nonspendable amounts due to legal or contractual requirements at year end.

The restricted fund balance classification represents amounts that are legally restricted for specific future use.

9. *Long-Term obligations*

In the government-wide financial statements, long-term debt and other long-term obligations are reported as liabilities in the applicable governmental activities statement of net position. The long-term debt consists primarily of bonds payable and accrued compensated absences.

Long-term debt for governmental funds is not reported as liabilities in the fund financial statements until due. The debt proceeds are reported as other financing sources, net of the applicable premium or discount and payments of principal and interest reported as expenditures. In the governmental fund types, issuance costs, even if withheld from the actual net proceeds received, are reported as debt service expenditures. However, claims and judgments paid from governmental funds are reported as a liability in the fund financial statements only for the portion expected to be financed from expendable available financial resources.

Long-term debt and other obligations, financed by proprietary funds, are reported as liabilities in the appropriate funds. For proprietary fund types, bond premiums, discounts and issuance costs are deferred and amortized over the life of the bonds using the effective interest method, if material. Bonds payable are reported net of the applicable bond premium or discount. Issuance costs are expensed as incurred.

Assets acquired under the terms of capital leases are recorded as liabilities and capitalized in the government-wide financial statements at the present value of net minimum lease payments at inception of the lease. In the year of acquisition, capital lease transactions are recorded as other financing sources and as capital outlay expenditures in the general fund. Lease payments representing both principal and interest are recorded as expenditures in the

City of Lexington, Texas
NOTES TO THE FINANCIAL STATEMENTS, Continued
September 30, 2018

general fund upon payment with an appropriate reduction of principal recorded in the government-wide financial statements.

10. Pensions

For purposes of measuring the net pension liability (asset), deferred outflows of resources and deferred inflows of resources related to pensions, and pension expense, information about the Fiduciary Net Position of the Texas Municipal Retirement System (TMRS) and additions to/deductions from TMRS's Fiduciary Net Position have been determined on the same basis as they are reported by TMRS. For this purpose, plan contributions are recognized in the period that compensation is reported for the employee, which is when contributions are legally due. Benefit payments and refunds are recognized when due and payable in accordance with the benefit terms. Investments are reported at fair value.

11. Fair Value

The City has applied Governmental Accounting Standards Board ("GASB") Statement No. 72, Fair Value Measurement and Application. GASB Statement No. 72 provides guidance for determining a fair value measurement for reporting purposes and applying fair value to certain investments and disclosures related to all fair value measurements.

H. Revenues and expenditures/expenses

1. Program revenues

Amounts reported as *program revenues* include 1) charges to customers or applicants who purchase, use, or directly benefit from goods, services, or privileges provided by a given function or segment and 2) grants and contributions (including special assessments) that are restricted to meeting the operational or capital requirements of a particular function or segment. All taxes, including those dedicated for specific purposes, and other internally dedicated resources are reported as general revenues rather than as program revenues.

2. Property taxes

Property taxes attach as an enforceable lien on real property and are levied as of October 1st. Taxes are due on receipt of the tax bill and are delinquent if not paid before February 1 of the year following the year in which imposed. On January 1 of each year, a tax lien attaches to property to secure the payment of all taxes, penalties, and interest ultimately imposed. Uncollected amounts at year end are reported as deferred revenue. Delinquent property taxes collected within 60 days subsequent to year end were not considered material.

City of Lexington, Texas

NOTES TO THE FINANCIAL STATEMENTS, *Continued*

September 30, 2018

3. *Compensated absences*

It is the government's policy to permit employees to accumulate earned but unused vacation and sick pay benefits. There is no liability for unpaid accumulated sick leave since the government does not have a policy to pay any amounts when employees separate from service with the government. All vacation pay is accrued when incurred in the government-wide financial statements. A liability for these amounts is reported in government-wide financial statements.

4. *Proprietary funds operating and nonoperating revenues and expenses*

Proprietary funds distinguish operating revenues and expenses from nonoperating items. Operating revenues and expenses generally result from providing services and producing and delivering goods in connection with a proprietary fund's principal ongoing operations. The principal operating revenues of the utility fund are charges to customers for sales and services. The utility fund also recognizes as operating revenue the portion of tap fees intended to recover the cost of connecting new customers to the system. All revenues and expenses not meeting this definition are reported as nonoperating revenues and expenses.

II. RECONCILIATION OF GOVERNMENT-WIDE AND FUND FINANCIAL STATEMENTS

A. **Explanation of certain differences between the governmental fund balance sheet and the government-wide statement of net position.**

The governmental fund balance sheet includes reconciliation between fund balance-total governmental funds and net position-governmental activities as reported in the government-wide statement of net position. One element of that reconciliation explains that long-term liabilities, including bonds, are not due and payable in the current period and, therefore, are not reported in the funds. Reconciling items have been presented on the balance sheet of governmental funds in the basic financial statements.

B. **Explanation of certain differences between the governmental fund statement of revenues, expenditures, and changes in fund balances and the government-wide statement of activities.**

The governmental fund statement of revenues, expenditures, and changes in fund balances includes a reconciliation between net changes in fund balances – total governmental funds and changes in net position of governmental states that, “the issuance of long-term debt (e.g., bonds) provides current financial resources to governmental funds, while the repayment of the principal of long-term debt consumes the current financial resources of governmental funds. Also, governmental funds report the effect of issuance costs, premiums, discounts, and similar items when debt is first issued, whereas these amounts are deferred and amortized in the statement of activities.” A reconciliation has been presented in the basic financial statements.

City of Lexington, Texas
NOTES TO THE FINANCIAL STATEMENTS, Continued
September 30, 2018

III. STEWARDSHIP, COMPLIANCE, AND ACCOUNTABILITY

Annual budgets are adopted on a basis consistent with generally accepted accounting principles (GAAP) for the general fund. The original budget is adopted by the City Council prior to the beginning of the year. The legal level of control is the department level. No funds can be transferred or added to a budgeted item without Council approval. Appropriations lapse at the end of the year.

Expenditures exceeded appropriations at the legal level of control during the year as noted in note III.B. below.

A. Deficit Fund Equity

At September 30, 2018, the general fund had a deficit fund balance of \$38,456. The deficit fund balance consisted of a deficit unassigned fund balance of \$73,006. The deficit fund balance will be eliminated in the future with a transfer from the water fund or other sources.

B. Expenditures Over Appropriations

For the year ended September 30, 2018, expenditures exceeded appropriations at the legal level of control for the following departments and amounts:

<u>General Fund</u>	
General government	\$ 7,782
Police department	40,540
Sanitation services	28,224
Principal	6,157
Capital outlay	201,747

IV. DETAILED NOTES ON ALL FUNDS

A. Deposits and Investments

As of September 30, 2018, the discretely presented component unit had the following investments:

Investment Type	Value	Weighted Average Maturity (Years)
Certificates of deposit	\$ 93,746	0.81
Total fair value	\$ 93,746	
Portfolio weighted average maturity		0.81

City of Lexington, Texas
NOTES TO THE FINANCIAL STATEMENTS, Continued
September 30, 2018

B. Receivables

The following comprise receivable balances of the primary government at year end:

	<u>General</u>	<u>Water Utility</u>	<u>Total</u>
Taxes			
Property taxes	\$ 23,530	\$ -	\$ 23,530
Sales taxes	25,915	-	25,915
Fines	64,823	-	64,823
Sanitation	40,162	-	40,162
Accounts	4,799	322,093	326,892
Allowance	(64,823)	-	(64,823)
Total	<u>\$ 94,406</u>	<u>\$ 322,093</u>	<u>\$ 416,499</u>

The following comprise receivable balances of the component unit at year end:

	<u>EDC</u>
Taxes	
Sales taxes	\$ 12,957
Total	<u>\$ 12,957</u>

On September 29, 2017, the City issued a \$16,548 note receivable to a local citizen as part of the citizen's purchase of 3.918 acres of land off of FM 1624. The note is due September 5, 2032. The note does not bear interest. As of September 30, 2018, the unpaid note receivable balance was \$15,348.

The note receivable will be repaid to the City in accordance with the following payment schedule:

Year ending September 30,	Note Receivable	
	<u>Principal</u>	<u>Interest</u>
2019	\$ 1,103	\$ -
2020	1,103	-
2021	1,103	-
2022	1,103	-
2023	1,103	-
After Preceding		
5 Years	9,833	-
Total	<u>\$ 15,348</u>	<u>\$ -</u>

City of Lexington, Texas
NOTES TO THE FINANCIAL STATEMENTS, Continued
September 30, 2018

C. Capital Assets

A summary of changes in governmental activities capital assets for the year end was as follows:

	<u>Beginning Balances</u>	<u>Increases</u>	<u>Decreases/ Reclassifications</u>	<u>Ending Balances</u>
Capital assets, not being depreciated:				
Land	\$ 347,092	\$ -	\$ -	\$ 347,092
Total capital assets not being depreciated	<u>347,092</u>	<u>-</u>	<u>-</u>	<u>347,092</u>
Capital assets, being depreciated:				
Buildings	793,783	-	-	793,783
Machinery and equipment	697,251	350,458	(43,870)	1,003,839
Furniture and fixtures	12,733	-	-	12,733
Street and improvements	432,919	-	-	432,919
Total capital assets being depreciated	<u>1,936,686</u>	<u>350,458</u>	<u>(43,870)</u>	<u>2,243,274</u>
Less accumulated depreciation				
Buildings	338,185	28,620	-	366,805
Machinery and equipment	580,286	72,271	(36,484)	616,073
Furniture and fixtures	12,508	112	-	12,620
Street and improvements	135,518	10,323	-	145,841
Total accumulated depreciation	<u>1,066,497</u>	<u>111,326</u>	<u>(36,484)</u>	<u>1,141,339</u>
Net capital assets being depreciated	<u>870,189</u>	<u>239,132</u>	<u>(7,386)</u>	<u>1,101,935</u>
Total Capital Assets	<u><u>\$ 1,217,281</u></u>	<u><u>\$ 239,132</u></u>	<u><u>\$ (7,386)</u></u>	<u><u>\$ 1,449,027</u></u>

City of Lexington, Texas
NOTES TO THE FINANCIAL STATEMENTS, Continued
September 30, 2018

Depreciation was charged to governmental functions as follows:

General government	\$	22,134
Public works		19,432
Police		59,239
Fire		1,637
Parks		8,397
Welfare		487
Total Governmental Activities Depreciation Expense	\$	<u>111,326</u>

A summary of changes in business-type activities capital assets for the year end was as follows:

	<u>Beginning Balances</u>	<u>Increases</u>	<u>Decreases/ Reclassifications</u>	<u>Ending Balances</u>
Capital assets, not being depreciated:				
Land	\$ 176,818	\$ -	\$ -	\$ 176,818
Construction in progress	-	113,022	-	113,022
Total capital assets not being depreciated	<u>176,818</u>	<u>113,022</u>	<u>-</u>	<u>289,840</u>
Capital assets, being depreciated:				
Machinery and equipment	253,546	-	-	253,546
Utility plants	7,979,007	-	-	7,979,007
Total capital assets being depreciated	<u>8,232,553</u>	<u>-</u>	<u>-</u>	<u>8,232,553</u>
Less accumulated depreciation				
Machinery and equipment	241,403	6,531	-	247,934
Utility plants	2,857,587	252,635	-	3,110,222
Total accumulated depreciation	<u>3,098,990</u>	<u>259,166</u>	<u>-</u>	<u>3,358,156</u>
Net capital assets being depreciated	<u>5,133,563</u>	<u>(259,166)</u>	<u>-</u>	<u>4,874,397</u>
Total Capital Assets	\$ <u>5,310,381</u>	\$ <u>(146,144)</u>	\$ <u>-</u>	\$ <u>5,164,237</u>

Depreciation was charged to business-type functions as follows:

Electric	\$	55,602
Water		63,517
Sewer		140,047
Total Business-Type Activities Depreciation Expense	\$	<u>259,166</u>

City of Lexington, Texas
NOTES TO THE FINANCIAL STATEMENTS, Continued
September 30, 2018

D. Long-term Debt

The following is a summary of changes in the City's total governmental long-term liabilities for the year ended. The City uses the general fund to liquidate governmental long-term liabilities.

	<u>Beginning Balance</u>	<u>Additions</u>	<u>Reductions</u>	<u>Ending Balance</u>	<u>Amounts Due within One Year</u>
Governmental Activities:					
Notes payable	\$ 13,133	\$ 327,975	\$ (56,157)	\$ 284,951	\$ 59,537
Compensated absences	5,590	14,471	(9,433)	10,628	9,565
Total Governmental Activities	<u>\$ 18,723</u>	<u>\$ 342,446</u>	<u>\$ (65,590)</u>	<u>\$ 295,579</u>	<u>\$ 69,102</u>
Long-term liabilities due in more than one year				<u>\$ 226,477</u>	
Business-Type Activities:					
Certificates of obligation	\$ 1,770,000	\$ -	\$ (200,000)	\$ 1,570,000	\$ 205,000
Compensated absences	4,596	7,897	(7,897)	4,596	4,136
Total Business-Type Activities	<u>\$ 1,774,596</u>	<u>\$ 7,897</u>	<u>\$ (207,897)</u>	<u>\$ 1,574,596</u>	<u>\$ 209,136</u>
Long-term liabilities due in more than one year				<u>\$ 1,365,460</u>	

Long-term liabilities applicable to the City's governmental activities are not due and payable in the current period and accordingly, are not reported as fund liabilities in the governmental funds. Interest on long-term debt is not accrued in governmental funds, but rather is recognized as an expenditure when due.

Long-term bonds at year end were comprised of the following debt issues:

<u>Description</u>	<u>Interest Rates</u>	<u>Original Balance</u>	<u>Current Balance</u>
Business-type Activities:			
Certificate of Obligation, series 2008	4.09%	\$ 1,500,000	\$ 600,000
Certificate of Obligation, series 2012	2.96%	1,500,000	970,000
Total Business-Type Activities		<u>\$ 3,000,000</u>	<u>\$ 1,570,000</u>

City of Lexington, Texas
NOTES TO THE FINANCIAL STATEMENTS, Continued
September 30, 2018

The annual requirements to amortize business-type activities debt issues outstanding at year ending were as follows:

Year ending September 30,	Certificates of Obligation	
	Principal	Interest
2019	\$ 205,000	\$ 45,260
2020	215,000	39,079
2021	220,000	32,674
2022	230,000	26,045
2023	240,000	19,118
After Preceding 5 Years	460,000	27,629
Total	\$ 1,570,000	\$ 189,805

The annual requirements to amortize governmental activities notes payable outstanding at year ending were as follows:

Year ending September 30,	Notes Payable	
	Principal	Interest
2019	\$ 59,537	\$ 13,906
2020	62,417	11,025
2021	65,442	8,000
2022	68,620	4,823
2023	28,935	1,485
Total	\$ 284,951	\$ 39,239

In 2013 the City purchased three patrol vehicles for the police department through Round Top State Bank with a note payable of \$65,670 and a total loan interest note of 9%. The City's annual principal payments are \$13,134. As of September 30, 2018 the net book value of the assets was \$0.

In 2013 the City obtained a note payable through Schertz Bank and Trust in the amount of \$33,971, and interest of 6.045%, in order to purchase a new citation system for the police station. The City's annual principal and interest payments are \$9,802. As of September 30, 2018 the net book value of the asset is \$1,699.

In 2016 the City purchased a public works vehicle through Round Top State Bank with a note payable of \$24,703, and interest of 3. The City is to pay the balance the following year in its entirety. As of September 30, 2018, the net book value of the associated capital asset is \$17,645.

City of Lexington, Texas
NOTES TO THE FINANCIAL STATEMENTS, Continued
September 30, 2018

In 2018 the City purchased five police vehicles through lease financing with Ford Motor Company in the amount of \$196,652 and interest of 4.70%. The City's annual principal and interest payments are \$43,023. As of September 30, 2018 the net book value of the asset is \$172,070.

In 2018 the City purchased law enforcement radio hardware through a lease agreement with Government Capital Corporation in the amount of \$89,040 and interest of 4.05%. The City's annual principal and interest payments are \$20,029. As of September 30, 2018 the net book value of the asset is \$77,168.

In 2018 the City purchased new police citation software through a note payable with Kansas State Bank in the amount of \$42,283 and interest of 7.28%. The City's annual principal and interest payments are \$10,390. As of September 30, 2018 the net book value of the asset is \$38,645.

E. Interfund Transactions

Transfers between the primary government funds during the 2018 year were as follows:

Transfer In	Transfer Out	Amounts
General Fund	Utility Fund	53,641
	Totals	\$ 53,641

Amounts transferred between funds relate to amounts collected by the water & sewer fund for various capital expenditures and transfers between funds for incurred or planned expenses.

F. Restricted Net Position / Fund Balance

The City records fund balance restrictions on the fund level to indicate that a portion of the fund balance is legally restricted for a specific future use or to indicate that a portion of the fund balance is not available for expenditures.

The following is a list of restricted net position / fund balance of the City:

	Governmental Activities
Restricted for:	
* Municipal court	\$ 34,550
Total	\$ 34,550

*Restricted by enabling legislation

City of Lexington, Texas
NOTES TO THE FINANCIAL STATEMENTS, Continued
September 30, 2018

V. OTHER INFORMATION

A. Risk Management

The City is exposed to various risks of loss related to torts; theft of, damage to and destruction of assets, errors and omissions; and natural disasters for which the City participates along with over 2,800 other entities in the Texas Municipal League's Intergovernmental Risk Pools. The Pool purchases commercial insurance at group rates for participants in the Pool. The City has no additional risk or responsibility to the Pool outside of the payment of insurance premiums. The City has not significantly reduced insurance coverage or had settlements which exceeded coverage amounts for the past three years.

B. Contingent Liabilities

Amounts received or receivable from granting agencies are subject to audit and adjustment by grantor agencies, principally the federal government. Any disallowed claims, including amounts already collected, may constitute a liability of the applicable funds. The amounts of expenditures which may be disallowed by the grantor cannot be determined at this time although the City expects such amounts, if any, to be immaterial.

Liabilities are reported when it is probable that a loss has occurred and the amount of the loss can be reasonably estimated. Liabilities include an amount for claims that have been incurred but not reported. Claim liabilities are calculated considering the effects of inflation, recent claim settlement trends, including frequency and amount of payouts, and other economic and social factors.

C. Arbitrage

The Tax Reform Act of 1986 instituted certain arbitrage consisting of complex regulations with respect to issuance of tax-exempt bonds after August 31, 1986. Arbitrage regulations deal with the investment of tax-exempt bond proceeds at an interest yield greater than the interest yield paid to bondholders. Generally, all interest paid to bondholders can be retroactively rendered taxable if applicable rebates are not reported and paid to the Internal Revenue Service at least every five years for applicable bond issues. Accordingly, there is the risk that if such calculations are not performed correctly, a substantial liability to the City could result. The City does anticipate that it will have an arbitrage liability and performs annual calculations to estimate this potential liability. The City will also engage an arbitrage consultant to perform the calculations in accordance with Internal Revenue Service's rules and regulations if indicated.

City of Lexington, Texas
NOTES TO THE FINANCIAL STATEMENTS, Continued
September 30, 2018

D. Pension Plans

Texas Municipal Retirement System

1. Plan Description

The City of Lexington, Texas participates as one of 883 plans in the nontraditional, joint contributory, hybrid defined benefit pension plan administered by the Texas Municipal Retirement System (TMRS). TMRS is an agency created by the State of Texas and administered in accordance with the TMRS Act, Subtitle G, Title 8, Texas Government Code (the TMRS Act) as an agent multiple-employer retirement system for municipal employees in the State of Texas. The TMRS Act places the general administration and management of the System with a six-member Board of Trustees. Although the Governor, with the advice and consent of the Senate, appoints the Board, TMRS is not fiscally dependent on the State of Texas. TMRS's defined benefit pension plan is a tax-qualified plan under Section 401 (a) of the Internal Revenue Code. TMRS issues a publicly available comprehensive annual financial report (CAFR) that can be obtained at www.tmr.com.

All eligible employees of the city are required to participate in TMRS.

2. Benefits Provided

TMRS provides retirement, disability, and death benefits. Benefit provisions are adopted by the governing body of the city, within the options available in the state statutes governing TMRS.

At retirement, the benefit is calculated as if the sum of the employee's contributions, with interest, and the city-financed monetary credits with interest were used to purchase an annuity. Members may choose to receive their retirement benefit in one of seven payments options. Members may also choose to receive a portion of their benefit as a Partial Lump Sum Distribution in an amount equal to 12, 24, or 36 monthly payments, which cannot exceed 75% of the member's deposits and interest.

City of Lexington, Texas
NOTES TO THE FINANCIAL STATEMENTS, Continued
September 30, 2018

The plan provisions are adopted by the governing body of the City, within the options available in the state statutes governing TMRS. Plan provisions for the City were as follows:

	<u>Plan Year 2015</u>	<u>Plan Year 2016</u>	<u>Plan Year 2017</u>
Employee deposit rate	6%	6%	6%
Matching ratio (city to employee)	1.5 to 1	1.5 to 1	1.5 to 1
Years required for vesting	5	5	5
Service retirement eligibility (expressed as age / years of service)	60/5, 0/25	60/5, 0/25	60/5, 0/25
Updated service credit	100%	100%	100%
Annuity increase (to retirees)	70% of CPI	70% of CPI	70% of CPI

Employees covered by benefit terms

At the December 31, 2017 valuation and measurement date, the following employees were covered by the benefit terms:

Inactive employees or beneficiaries currently receiving benefits	9
Inactive employees entitled to but not yet receiving benefits	20
Active employees	<u>13</u>
Total	<u>42</u>

3. Contributions

The contribution rates for employees in TMRS are either 5%, 6%, or 7% of employee gross earnings, and the City matching percentages are either 100%, 150%, or 200%, both as adopted by the governing body of the City. Under the state law governing TMRS, the contribution rate for each city is determined annually by the actuary, using the Entry Age Normal (EAN) actuarial cost method. The actuarially determined rate is the estimated amount necessary to finance the cost of benefits earned by employees during the year, with an additional amount to finance any unfunded accrued liability.

Employees for the City of Lexington, Texas were required to contribute 6% of their annual gross earnings during the fiscal year. The contribution rates for the City of Lexington, Texas were 8.65% and 8.41% in calendar years 2017 and 2018, respectively. The City's contributions to TMRS for the year ended September 30, 2018, were \$38,232, and were equal to the required contributions.

City of Lexington, Texas
NOTES TO THE FINANCIAL STATEMENTS, Continued
September 30, 2018

4. Net Pension Liability (Asset)

The City's Net Pension Liability (Asset) was measured as of December 31, 2017, and the Total Pension Liability (TPL) used to calculate the Net Pension Liability (Asset) was determined by an actuarial valuation as of that date.

Actuarial assumptions

The Total Pension Liability in the December 31, 2017 actuarial valuation was determined using the following actuarial assumptions:

Inflation	2.5% per year
Overall payroll growth	3.0% per year
Investment Rate of Return	6.75% net of pension plan investment expense, including inflation

Salary increases were based on a service-related table. Mortality rates for active members, retirees, and beneficiaries were based on the gender-distinct RP2000 Combined Healthy Mortality Tables with Blue Collar Adjustment, with male rates multiplied by 109% and female rates multiplied by 103%. The rates are projected on a fully generational basis by scale BB to account for future mortality improvements. For disabled annuitants, the gender-distinct RP2000 Combined Healthy Mortality Tables with Blue Collar Adjustment are used with males rates multiplied by 109% and female rates multiplied by 103% with a 3-year set-forward for both males and females. In addition, a 3% minimum mortality rate is applied to reflect the impairment for younger members who become disabled. The rates are projected on a fully generational basis by scale BB to account for future mortality improvements subject to the 3% floor.

The actuarial assumptions were developed primarily from the actuarial investigation of the experience of TMRS over the four year period from December 31, 2010 to December 31, 2014. They were adopted in 2015 and first used in the December 31, 2015 actuarial valuation. The post-retirement mortality assumption for healthy annuitants and Annuity Purchase Rate (APRs) are based on the Mortality Experience Investigation Study covering 2009 through 2011 dated December 31, 2013. In conjunction with these changes first used in the December 31, 2013 valuation, the System adopted the Entry Age Normal actuarial cost method and a one-time change to the amortization policy. Plan assets are managed on a total return basis with an emphasis on both capital appreciation as well as the production of income, in order to satisfy the short-term and long-term funding needs of TMRS.

The long-term expected rate of return on pension plan investments was determined using a building-block method in which best estimate ranges of expected future real rates of return (expected returns, net of pension plan investment expense and inflation) are developed for each major asset class. These ranges are combined to produce the long-term expected rate of return by

City of Lexington, Texas

NOTES TO THE FINANCIAL STATEMENTS, *Continued*

September 30, 2018

weighting the expected future real rates of return by the target asset allocation percentage and by adding expected inflation. In determining their best estimate of a recommended investment return assumption under the various alternative asset allocation portfolios, GRS focused on the area between (1) arithmetic mean (aggressive) without an adjustment for time (conservative) and (2) the geometric mean (conservative) with an adjustment for time (aggressive). The target allocation and best estimates of real rates of return for each major asset class in fiscal year 2018 are summarized in the following table:

Asset Class	Target Allocation	Long-Term Expected Real Rate of Return (Arithmetic)
Domestic Equity	17.5%	4.55%
International Equity	17.5%	6.35%
Core Fixed Income	10.0%	1.00%
Non-Core Fixed Income	20.0%	3.90%
Real Return	10.0%	3.80%
Real Estate	10.0%	4.50%
Absolute Return	10.0%	3.75%
Private Equity	5.0%	7.50%
Total	100.0%	

Discount Rate

The discount rate used to measure the Total Pension Liability was 6.75%. The projection of cash flows used to determine the discount rate assumed that employee and employer contributions will be made at the rates specified in statute. Based on that assumption, the pension plan's Fiduciary Net Position was projected to be available to make all projected future benefit payments of current active and inactive employees. Therefore, the long-term expected rate of return on pension plan investments was applied to all periods of projected benefit payments to determine the Total Pension Liability.

Sensitivity of the Net Pension Liability (Asset) to Changes in the Discount Rate

The following presents the net pension liability of the City, calculated using the discount rate of 6.75%, as well as what the City's net pension liability would be if it were calculated using a discount rate that is 1-percentage-point lower (5.75%) or 1-percentage-point higher (7.75%) than the current rate:

1% Decrease 5.75%	Current Single Rate Assumption 6.75%	1% Increase 7.75%
\$ 330,090	\$ 96,164	\$ (95,073)

City of Lexington, Texas
NOTES TO THE FINANCIAL STATEMENTS, Continued
September 30, 2018

Changes in the Net Pension Liability (Asset)

	Total Pension Liability (a)	Plan Fiduciary Net Position (b)	Net Pension Liability (a) – (b)
Balance at 12/31/16	\$ 1,798,605	\$ 1,594,315	\$ 204,290
Changes for the year:			
Service cost	53,618	-	53,618
Interest	119,224	-	119,224
Difference between expected and actual experience	1,661	-	1,661
Changes of assumptions	-	-	-
Contributions – employer	-	37,223	(37,223)
Contributions – employee	-	25,819	(25,819)
Net investment income	-	220,790	(220,790)
Benefit payments, including refunds of emp. contributions	(118,272)	(118,272)	-
Administrative expense	-	(1,145)	1,145
Other changes	-	(58)	58
Net changes	56,231	164,357	(108,126)
Balance at 12/31/17	\$ 1,854,836	\$ 1,758,672	\$ 96,164

Pension Plan Fiduciary Net Position

Detailed information about the pension plan's Fiduciary Net Position is available in a separately-issued TMRS financial report. That report may be obtained on the internet at www.tmrs.com.

City of Lexington, Texas
NOTES TO THE FINANCIAL STATEMENTS, Continued
 September 30, 2018

5. Pension Expense and Deferred Outflows of Resources and Deferred Inflows of Resources Related to Pensions

For the year ended September 30, 2018, the City recognized pension expense of \$34,434.

At September 30, 2018, the City reported deferred outflows of resources and deferred inflows of resources related to pensions from the following sources:

	Deferred Outflows of Resources	Deferred (Inflows) of Resources
Difference between projected and investment earnings	\$ -	\$ (45,405)
Differences between expected and actual economic experience	-	(3,615)
Contributions subsequent to the measurement date	28,338	-
Total	\$ 28,338	\$ (49,020)

The City reported \$28,338 as deferred outflows of resources related to pensions resulting from contributions subsequent to the measurement date that will be recognized as a reduction of the net pension liability for the year ending September 30, 2019. Other amounts reported as deferred outflows and inflows of resources related to pensions will be recognized in pension expense as follows:

Year ending December 31,		
2018	\$	(1,143)
2019		(2,626)
2020		(22,617)
2021		(22,634)
2022		-
Thereafter		-
Total	\$	(49,020)

City of Lexington, Texas
NOTES TO THE FINANCIAL STATEMENTS, Continued
 September 30, 2018

E. Restatement

The City restated beginning net position within governmental activities due to a correction to accrued franchise taxes, as noted below. In addition, the beginning fund balance of the general fund was restated for this prior year error.

The restatement is summarized below:

	Governmental Activities	General
Prior year ending net position/ fund balance as reported	\$ 1,173,449	\$ 27,587
Correction of accrued franchise taxes	(6,395)	(6,395)
Restated beginning net position/fund balance	\$ 1,167,054	\$ 21,192

F. Subsequent Events

There were no material subsequent events through September 10, 2019, the date the financial statements were issued.

(This page intentionally left blank.)

REQUIRED SUPPLEMENTARY INFORMATION

(This page intentionally left blank.)

City of Lexington, Texas
SCHEDULE OF REVENUES, EXPENDITURES, AND CHANGES
IN FUND BALANCE - BUDGET AND ACTUAL
GENERAL FUND
For the Year Ended September 30, 2018

	Original Budget	Final Budget	Actual	Variance with Final Budget Positive (Negative)
Revenues				
Property tax	\$ 251,956	\$ 251,956	\$ 253,670	\$ 1,714
Sales tax	153,333	153,333	159,102	5,769
Franchise and local taxes	23,500	23,500	24,363	863
Sanitation services	235,000	235,000	273,580	38,580
Fines and forfeitures	180,000	180,000	224,995	44,995
Other revenue	3,230	3,230	3,385	155
Total Revenues	<u>847,019</u>	<u>847,019</u>	<u>939,095</u>	<u>92,076</u>
Expenditures				
Current:				
General government	144,970	144,970	152,752	(7,782) *
Police department	299,832	295,832	336,372	(40,540) *
Fire services	38,600	38,600	23,417	15,183
Sanitation services	207,000	207,000	235,224	(28,224) *
Parks and recreation	17,940	17,940	12,765	5,175
Public works	85,905	85,905	58,235	27,670
Welfare	15,000	15,000	15,000	-
Debt service:				
Principal	50,000	50,000	56,157	(6,157) *
Interest	1,000	5,698	228	5,470
Capital outlay	166,500	301,823	503,570	(201,747) *
Total Expenditures	<u>1,026,747</u>	<u>1,162,768</u>	<u>1,393,720</u>	<u>(230,952)</u>
Revenues Over (Under) Expenditures	<u>(179,728)</u>	<u>(315,749)</u>	<u>(454,625)</u>	<u>(138,876)</u>
Other Financing Sources (Uses)				
Proceeds from notes payable	-	136,021	327,975	191,954
Sale of capital asset	2,000	2,000	13,361	11,361
Transfers in	177,728	177,728	53,641	(124,087)
Total Other Financing Sources (Uses)	<u>179,728</u>	<u>315,749</u>	<u>394,977</u>	<u>79,228</u>
Net Change in Fund Balances	<u>\$ -</u>	<u>\$ -</u>	<u>(59,648)</u>	<u>\$ (59,648)</u>
Beginning fund balance			21,192	
Ending Fund Balance			<u>\$ (38,456)</u>	

Notes to Required Supplementary Information

1. Annual budgets are adopted on a basis consistent with generally accepted accounting principles (GAAP).
- * 2. Expenditures exceeded appropriations at the legal level of control.

City of Lexington, Texas

SCHEDULE OF CHANGES IN NET PENSION LIABILITY AND RELATED RATIOS

Years Ended:

	<u>12/31/2017</u>	<u>12/31/2016</u>	<u>12/31/2015</u>	<u>12/31/2014</u> ¹
Total pension liability				
Service cost	\$ 53,618	\$ 66,484	\$ 57,510	\$ 40,266
Interest	119,224	115,277	114,218	106,668
Differences between expected and actual experience	1,661	(10,893)	(29,913)	26,401
Changes of assumptions	-	-	13,761	-
Benefit payments, including refunds of participant contributions	(118,272)	(93,650)	(74,240)	(73,959)
Net change in total pension liability	<u>56,231</u>	<u>77,218</u>	<u>81,336</u>	<u>99,376</u>
Total pension liability - beginning	<u>1,798,605</u>	<u>1,721,387</u>	<u>1,640,051</u>	<u>1,540,675</u>
Total pension liability - ending (a)	<u>1,854,836</u>	<u>1,798,605</u>	<u>1,721,387</u>	<u>1,640,051</u>
Plan fiduciary net position				
Contributions - employer	\$ 37,223	\$ 46,686	\$ 40,972	\$ 33,402
Contributions - members	25,819	31,912	28,707	23,830
Net investment income	220,790	101,885	2,232	82,787
Benefit payments, including refunds of participant contributions	(118,272)	(93,650)	(74,240)	(73,959)
Administrative expenses	(1,145)	(1,152)	(1,359)	(864)
Other	(58)	(62)	(68)	(71)
Net change in plan fiduciary net position	<u>164,357</u>	<u>85,619</u>	<u>(3,756)</u>	<u>65,125</u>
Plan fiduciary net position - beginning	<u>1,594,315</u>	<u>1,508,696</u>	<u>1,512,452</u>	<u>1,447,327</u>
Plan fiduciary net position - ending (b)	<u>\$ 1,758,672</u>	<u>\$ 1,594,315</u>	<u>\$ 1,508,696</u>	<u>\$ 1,512,452</u>
Fund's net pension liability (asset) - ending (a) - (b)	<u>\$ 96,164</u>	<u>\$ 204,290</u>	<u>\$ 212,691</u>	<u>\$ 127,599</u>
Plan fiduciary net position as a percentage of the total pension liability	94.82%	88.64%	87.64%	92.22%
Covered payroll	\$ 430,322	\$ 531,871	\$ 478,452	\$ 397,161
Fund's net position as a percentage of covered payroll	22.35%	38.41%	44.45%	32.13%

Notes to schedule:

1) This schedule is presented to illustrate the requirement to show information for ten years. However, until a full ten-year trend is compiled, only available information is shown.

City of Lexington, Texas

SCHEDULE OF EMPLOYER CONTRIBUTIONS TO PENSION PLAN

Fiscal Years Ended:

	<u>9/30/2018</u>	<u>9/30/2017</u>	<u>9/30/2016</u>	<u>9/30/2015</u> ¹
Actuarially determined employer contributions \$	38,232	\$ 37,223	\$ 46,657	\$ 39,624
Contributions in relation to the actuarially determined contribution	\$ 38,232	\$ 37,223	\$ 46,657	\$ 39,624
Contribution deficiency (excess)	\$ -	\$ -	\$ -	\$ -
Annual covered payroll	\$ 451,337	\$ 429,294	\$ 533,816	\$ 464,677
Employer contributions as a percentage of covered payroll	8.47%	8.67%	8.74%	8.53%

1) This schedule is presented to illustrate the requirement to show information for ten years. However, until a full ten-year trend is compiled, only available information is shown.

NOTES TO SCHEDULE OF EMPLOYER CONTRIBUTIONS TO PENSION PLAN

Valuation Date:

Notes Actuarially determined contribution rates are calculated as of December 31 and become effective in January 13 months later.

Methods and Assumptions Used to Determine Contribution Rates:

Actuarial Cost Method	Entry Age Normal
Amortization Method	Level Percentage of Payroll, Closed
Remaining Amortization Period	26 years
Asset Valuation Method	10 Year smoothed market; 15% soft corridor
Inflation	2.5%
Salary Increases	3.50% to 10.50% including inflation
Investment Rate of Return	6.75%
Retirement Age	Experience-based table of rates that are specific to the City's plan of benefits. Last updated for the 2015 valuation pursuant to an experience study of the period 2010 - 2014
Mortality	RP2000 Combined Mortality Table with Blue Collar Adjustment with male rates multiplied by 109% and female rates multiplied by 103% and projected on a fully generational basis with scale BB

Other Information:

Notes There were no benefit changes during the year.

(This page intentionally left blank.)